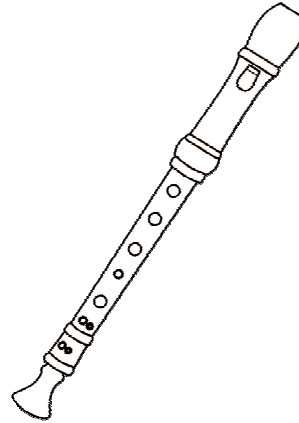


This Recorder Booklet Belongs To:

Classroom Teacher: _____

Recorder Reminders:

1. Left Hand Goes on TOP
2. Listen when to start and STOP
3. Air you blow is HOT
4. Fingers should have SPOTS



Recorder Care Tips:

1. **Keep recorder in case** when you're not playing. This will keep the instrument clean and protected. It will also help get it back to you if you leave it somewhere accidentally since your name is on the case.
2. **Give recorder a bath!** Plastic recorders can be washed in warm soapy water (or the top rack of a dishwasher) once every few weeks. Make sure to rinse and let dry completely before playing or putting back in the case.
3. **Be careful.** Recorders can chip and break if you are rough with them. Please don't bang it on anything or drop it. When bringing it home, keep it in backpack in the front or side (not on the bottom underneath books and other objects).
4. **Recorder cleaning** Other options for cleaning include using a Clorox wipe on the outside, or a woodwind cleaning spray.

Buzzing B's

New notes and symbols:

B

Repeat sign

Go back to beginning and repeat

Whole note

Rhythm that holds for four beats

Hot Cross Buns

Lyrics: Hot Cross Buns, Hot Cross Buns.
One a penny, two a penny, Hot Cross Buns.

New notes:

B

A

G



BAG It!

By Greenshaw

Musical staff for measures 1-3. Measure 1: B4, B4, B4. Measure 2: B4, B4, B4. Measure 3: A4, A4, A4. Fingering numbers 1, 2, and 3 are placed above the first notes of each measure.

B is the 1st note B B B A is for two fingers

Musical staff for measures 4-6. Measure 4: G4, G4, G4. Measure 5: G4, G4, G4. Measure 6: G4, G4, G4. Fingering numbers 4, 5, and 6 are placed above the first notes of each measure.

Don't you see? G this is easy as 1 2 3

Musical staff for measures 7-8. Measure 7: B4, A4. Measure 8: G4. A double bar line follows measure 8.

B A G



Frog In the Meadow

Musical staff for measures 1-2. Measure 1: B4, B4, B4. Measure 2: B4, B4, B4. Fingering numbers 1 and 2 are placed above the first notes of each measure.

Frog in the mea-dow Can't get him out

Musical staff for measures 3-4. Measure 3: A4, A4, A4. Measure 4: A4, A4, A4. Fingering numbers 3 and 4 are placed above the first notes of each measure.

Take a lit-tle stick and stir it a- bout



Pierrot

Musical notation for the first four measures of the song 'Pierrot'. The key signature has one sharp (F#) and the time signature is 4/4. The notes are: G4 (quarter), A4 (quarter), B4 (quarter), C5 (quarter), B4 (quarter), A4 (quarter), G4 (quarter), F#4 (quarter).

In the shining moon-light, Pierrot stands at night

Musical notation for the last four measures of the song 'Pierrot'. The notes are: E4 (quarter), D4 (quarter), C4 (quarter), B3 (quarter), A3 (quarter), G3 (quarter), F#3 (quarter), E3 (quarter).

Asking for a pen-cil, ask-ing for some light.



Merrily We Roll Along


Musical notation for the first four measures of the song 'Merrily We Roll Along'. The key signature has two sharps (F# and C#) and the time signature is 4/4. The notes are: G4 (quarter), A4 (quarter), B4 (quarter), C5 (quarter), B4 (quarter), A4 (quarter), G4 (quarter), F#4 (quarter).

Me -rri -ly we roll a-long, roll a-long, roll a-long.


Musical notation for the last four measures of the song 'Merrily We Roll Along'. The notes are: E4 (quarter), D4 (quarter), C4 (quarter), B3 (quarter), A3 (quarter), G3 (quarter), F#3 (quarter), E3 (quarter).

Me -rri -ly we roll a-long, o'er the deep blue sea.

★ Native American Chant



New Note:




★ Rain, Rain Go Away

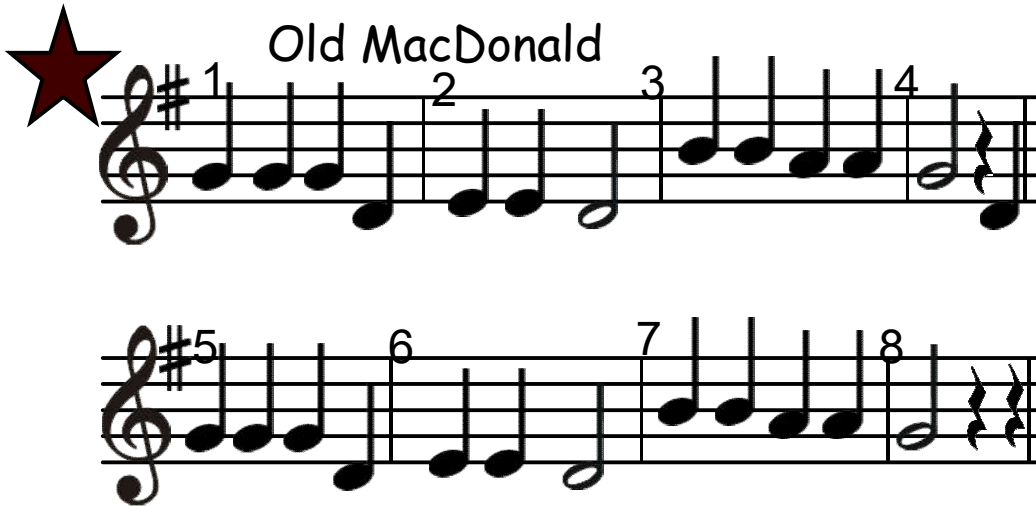


Lyrics: Rain, rain, go away. Come again some other day.

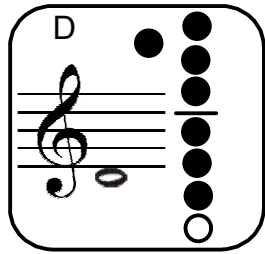
New Note:



★ Old MacDonald



Lyrics: Old MacDonald had a farm. E-I-E-I-O.



★ Ode to Joy

